



82-90 JOHNS ROAD PROSPECT

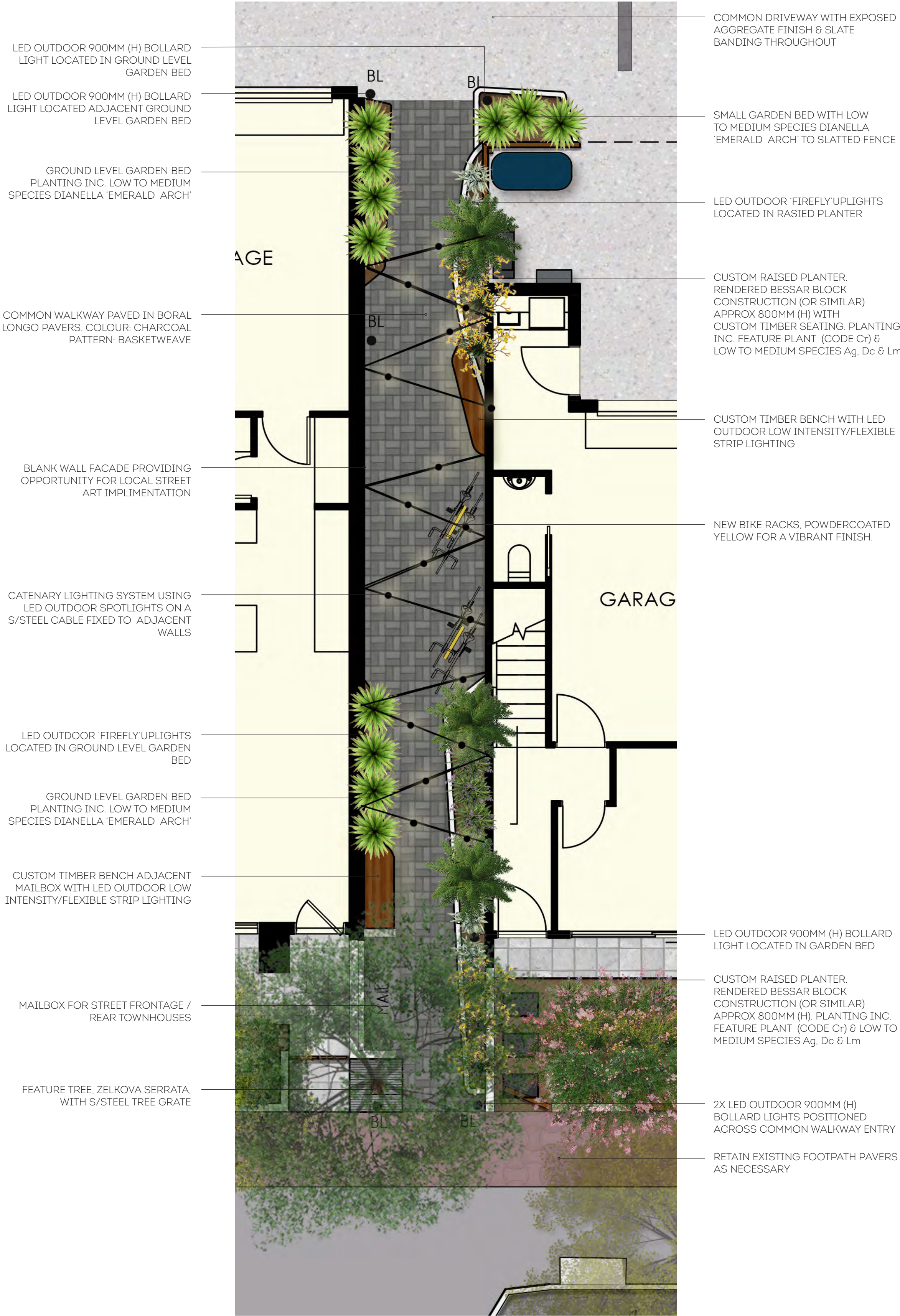
CLIENT : CITIFY GROUP
DATE : 25.10.2019



Scale: 1:100 @ A1
Drawn: KE
Checked: SK
Dwg no: LS.038.18.001
Sheet: 1 of 3
Rev: B

This drawing is copyright and remains the exclusive property of LCS Landscapes. All rights reserved. Reproduction or use without written permission is prohibited.

3 Creswell Road, Largs North SA 5015
PO Box 3246 Port Adelaide SA 5015
tel: 8249 9799
fax: 8249 9744
enquiry@lcslandscapes.com.au
www.lcslandscapes.com.au
Landscape Construction Services Pty
Builders Licence: BL0175870 / ABN: 68 102 505 180



PLAN
SCALE 1:50 AT A1

COMMON WALKWAY LANDSCAPE CONCEPT PLAN & ELEMENTS

PLANTING SCHEDULE

CODE	SPECIES	COMMON NAME	POT SIZE	INDICATIVE SIZE (Height x Spread)
LOW/ MEDIUM SHRUBS + STRAPPYS				
Ag	Anigozanthos 'Gold Velvet'	Kangaroo Paw	140mm	600mm x 500mm
Dc	Dianella caerulea 'Silver Streak'	Silver Streak	140mm	500mm x 900mm
De	Dianella 'Emerald arch'	Flax Lily	140mm	500mm x 500mm
Lm	Liriope muscari 'Amethyst'	Lily Turf	140mm	400mm x 400mm
FEATURE PLANT				
Cr	Cycas revoluta	Sago Palm	200mm	3m x 2m
TREES				
Zs	Zelkova Serrata 'Green Vase'	Japanese Zelkova	45L	10m x 6m



CYCAS REVOLUTA



BORAL LONGO PAVER, BASKETWEAVE PATTERN



PROPOSED CATENARY LIGHTING



DIANELLA CAERULEA



ANIGOZANTHOS 'GOLD VELVET'



DIANELLA 'EMERALD ARCH'



LIRIOPE MUSCARI 'AMETHYST'



CUSTOM RAISED PLANTER, RENDERED, WITH BENCH SEAT



LOCAL STREET ART



LED OUTDOOR - FIREFLY SPOTLIGHT



PROPOSED STRIP LIGHTING UNDER BENCH SEAT

Revision A: 23/01/2019 DRAWINGS UPDATED
Revision B: 23/10/2019 LAYOUT/LANDSCAPING REVISED

LCS LANDSCAPES
Defining Spaces

Project:
82-90 JOHNS ROAD
PROSPECT

Client:
JOEL WILKINSON
CITYFY GROUP
PO BOX 576 WELLAND SA 5007

Drawing:
COMMON WALKWAY
LANDSCAPE CONCEPT PLAN & ELEMENTS

Scale: 1:50 @ A1

Drawn: KE

Checked: SK

Date: 25/10/2019

Dwg no: LS.038.18.002

Sheet: 2 of 3

Rev: B

This drawing is copyright and remains the exclusive property of LCS Landscapes. All rights reserved. Reproduction or use without written permission is prohibited.

3 Creswell Road Largs North SA 5015
PO Box 3246 Port Adelaide SA 5015
tel: 8249 9799
fax: 8249 9744
enquiry@lcslandscapes.com.au
www.lcslandscapes.com.au
Landscape Construction Services Pty
Builders Licence: BL0175870 / ABN: 68 102 505 180



SOUTHERN ELEVATION (JOHNS ROAD)

SCALE 1:100 AT A1



NORTHERN ELEVATION

SCALE 1:100 AT A1

REAR TOWNHOUSES

PLANTING SCHEDULE

CODE	SPECIES	COMMON NAME	POT SIZE	INDICATIVE SIZE (Height x Spread)
LOW/ MEDIUM SHRUBS + STRAPPYS				
An	Anigozanthos 'Amber Velvet'	Kangaroo Paw	140mm	600mm x 500mm
Ag	Anigozanthos 'Gold Velvet'	Kangaroo Paw	140mm	600mm x 500mm
Db	Dianella brevicaulis	Flax Lily	140mm	500mm x 500mm
Dc	Dianella caerulea 'Silver Streak'	Silver Streak	140mm	500mm x 900mm
De	Dianella 'Emerald arch'	Flax Lily	140mm	500mm x 500mm
Lm	Liriope muscari 'Amethyst'	Lily Turf	140mm	400mm x 400mm
Nm	Nandina Domestica 'Moonbay'	Heavenly Bamboo	140mm	600mm x 700mm
Wm	Westringia fruticosa 'Mundi'	Coastal Rosemary	140mm	500mm x 700mm
TALL SCREENING				
Mp	Muraya paniculata	Orange jessamine	200mm	3m x 2m
FEATURE PLANT				
Cr	Cycas revoluta	Sago Palm	200mm	3m x 2m
CLIMBER/GROUND COVER				
Ad	Alternanthera dentata	Little Ruby	140mm	300mm x 600mm
TREES				
La	Lagerstromia indica 'Sioux'	Crepe Myrtle	45L	4.5m x 3m
Pc	Prunus cerasifera	Crimson Spire	45L	6m x 2m
Sa	Sapium sebiferum	Chinese Tallow Tree	45L	10m x 6m
Zs	Zelkova Serrata 'Green Vase'	japanese Zelkova	45L	10m x 6m



COURTYARD PAVING



DIANELLA CAERULEA



ZELKOVA SERRATA



SAPIUM SEBIFERUM



DIANELLA 'EMERALD ARCH'




PRUNUS CERASIFERA



DIANELLA BREVICAULIS



ANIGOZANTHOS 'GOLD VELVET'



CUSTOM FEATURE SCREEN TO
END OF COMMON DRIVEWAY



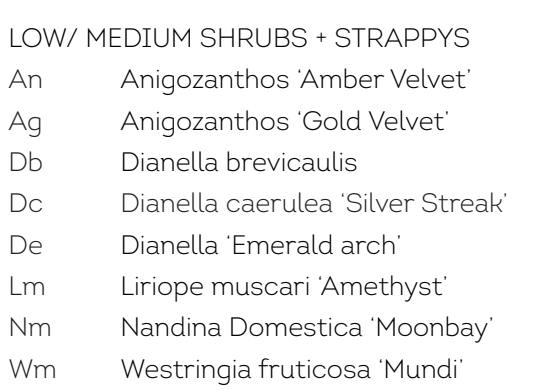
EXPOSED AGGREGATE FINISH



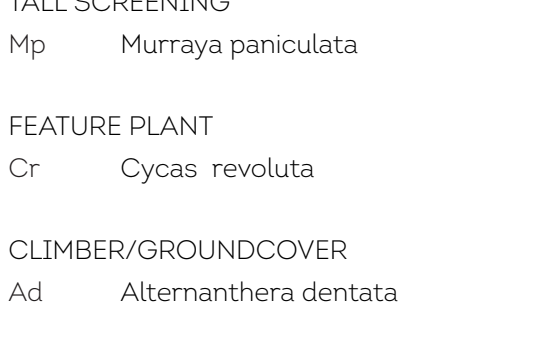
SANDSTONE FACADE CLADDING



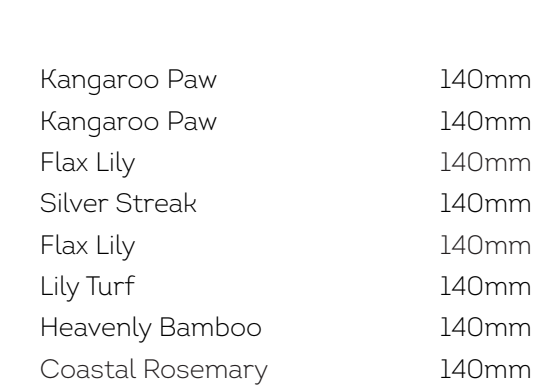
NANDINA DOMESTICA 'MOONBAY'




LAGERSTROMIA INDICA 'SIOUX'



ALTERNANTHERA DENTATA



LAGERSTROMIA INDICA 'SIOUX'



ALTERNANTHERA DENTATA

DRIVEWAY ENTRY/EXIT PLANTER
BED WITH FEATURE TREE (CODE
Zs) & UNDERSTOREY PLANTING:
SPECIES INC Ag, Cr, De & Nm

TALL, NARROW TREES, PRUNUS
CERASIFERA, FOR SHADE &
SCREENING

LARGE SHADE TREES, SAPIUM
SEBIFERUM, TO PROVIDE SHADE
& SCREENING TO NORTH-WEST
CORNER

Revision A: 23/01/2019 DRAWINGS UPDATED
Revision B: 23/10/2019 LAYOUT/LANDSCAPING
REVISED

LCS LANDSCAPES
Defining Spaces

Project:
82-90 JOHNS ROAD
PROSPECT

Client:
JOEL WILKINSON
CITY GROUP
PO BOX 576 WELLAND SA 5007

Drawing:

ELEVATIONS & ELEMENTS

Scale: 1:50 @ A1

Drawn: KE

Checked: SK

Date: 25/10/2019

Dwg no: LS 038.18.003

Sheet: 3 of 3

Rev: B

This drawing is copyright and remains the exclusive property of LCS
Landscapes. All rights reserved. Reproduction or use without written
permission is prohibited.

3 Creswell Road Largs North SA 5016

PO Box 3246 Port Adelaide SA 5015

tel: 8249 9799

fax: 8249 9744

enquiry@lcslandscapes.com.au

www.lcslandscapes.com.au

Landscape Construction Services Pty

Builders Licence: BL0175870 / ABN: 68 102 505 180

ELEMENTS